



Pool Sheet for 3, 4, 5, or 6 Teams (rev 2009, SB)

Division: **BOY'S 14U DIVISION - POOL 4A/COURT 1**

Pool: <b>4A</b>	Court: <b>1</b>	Matches		Games		Winning Point %	Place <i>For Event Staff Only!</i>
		Won	Lost	Won	Lost		
1. <b>ORLANDO GOLD 14 BLACK</b>		-	-				
2. <b>FLORIDA SONS 14'S</b>		-	-				
3. <b>LONGWOOD VBC 14'S</b>		-	-				
4. <b>OCEAN B 14 QUICKSILVER</b>		-	-				
5. <b>ORLANDO GOLD 13 BLACK</b>		-	-				
6.							

Format: 3 Team Pool - 3 Games to 25: 4 Team Pool - Best 2/3 to 25, 3rd Game to 15 No Cap: 5 Team Pool - 2 Games to 21: 6 Team Pool - TBA

Order of Play & Score Report for 3 Teams:						Order of Play & Score Report for 4 Teams:					
3 Teams	Ref: 2	Ref: 1	Ref: 3	4 Teams	Ref: 2	Ref: 1	Ref: 3	Ref: 1	Ref: 2	Ref: 4	
Match Time				Match Time							
Game 1				Game 1							
Game 2				Game 2							
Game 3				Game 3							

Order of Play & Score Report for 5 Teams:										
Score Report	2 vs 5	1 vs 4	3 vs 5	2 vs 4	1 vs 3	4 vs 5	2 vs 3	1 vs 5	3 vs 4	1 vs 2
5 Teams	Ref: 3	Ref: 2	Ref: 1	Ref: 5	Ref: 4	Ref: 1	Ref: 4	Ref: 2	Ref: 5	Ref: 3
Match Time	9:00 AM	9:40 AM	10:20 AM	11:00 AM	11:40 AM	12:20 PM	1:00 PM	1:40 PM	2:20 PM	3:00 PM
Game 1										
Game 2										
Game 3	-	-	-	-	-	-	-	-	-	-

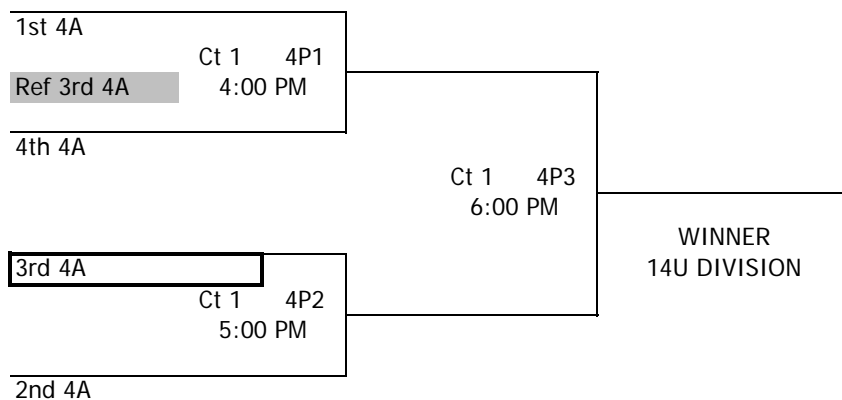
Order of Play & Score Report for 6 Teams (on 2 Courts):											
Score Report for 6 Teams on 2 Courts	Ct #:	4 vs 6	1 vs 6	1 vs 4	4 vs 5	LUNCH BREAK	1 vs 5	1 vs 3	3 vs 4	1 vs 2	
		Ref: 1	Ref: 4	Ref: 6	Ref: 1			Ref: 3	Ref: 5	Ref: 1	Ref: 3
	Game 1										
	Game 2										
Game 3											

Score Report for 6 Teams on 2 Courts	Ct #:	3 vs 5	2 vs 5	2 vs 3	3 vs 6	LUNCH BREAK	2 vs 6	2 vs 4	5 vs 6	
		Ref: 2	Ref: 3	Ref: 5	Ref: 2			Ref: 4	Ref: 6	Ref: 2
	Game 1									
	Game 2									
Game 3										

**Playoff Bracket**

DIVISION: **14U**

TOP 4 TEAMS WILL ADVANCE TO A SINGLE ELIMINATION PLAYOFF  
 POOL PLAY TIES WILL DETERMINED BY MATCHES, HEAD TO HEAD, GAMES, POINT % (Total points scored divided by total points scored against)  
 PLAYOFF FORMAT: BEST 2/3 TO 25, 3RD GAME TO 15, NO CAP



This box means you must referee the match prior to your match.

**ALL TEAMS THAT LOSE THEIR MATCH WILL STAY TO REFEREE THE NEXT MATCH!**



Pool Sheet for 3, 4, 5, or 6 Teams (rev 2009, SB)

Division: **BOY'S 15U/16U DIVISION - POOL 6A/COURT 2**

Pool: <b>6A</b>	Court: <b>2</b>	Matches		Games		Winning Point %	Place <i>For Event Staff Only!</i>
		Won	Lost	Won	Lost		
1. <b>FLORIDA SON'S 16'S</b>							
2. <b>ORLANDO GOLD 16 GOLD</b>							
3. <b>OCEAN B 16 SOUTH</b>							
4. <b>LONGWOOD VBC 15'S</b>							
5.							
6.							

Format: 3 Team Pool - 3 Games to 25: 4 Team Pool - Best 2/3 to 25, 3rd Game to 15 No Cap: 5 Team Pool - 2 Games to 21: 6 Team Pool - TBA

Order of Play & Score Report for 3 Teams:						Order of Play & Score Report for 4 Teams:						
3 Teams		Ref: 2	Ref: 1	Ref: 3	4 Teams	Ref: 2	Ref: 1	Ref: 3	Ref: 1	Ref: 2	Ref: 4	
Match Time					Match Time		9:00 AM	10:00 AM	11:00 AM	12:00 PM	1:00 PM	2:00 PM
Game 1					Game 1							
Game 2					Game 2							
Game 3					Game 3							

Order of Play & Score Report for 5 Teams:										
Score Report	2 vs 5	1 vs 4	3 vs 5	2 vs 4	1 vs 3	4 vs 5	2 vs 3	1 vs 5	3 vs 4	1 vs 2
5 Teams	Ref: 3	Ref: 2	Ref: 1	Ref: 5	Ref: 4	Ref: 1	Ref: 4	Ref: 2	Ref: 5	Ref: 3
Match Time										
Game 1										
Game 2										
Game 3										

Order of Play & Score Report for 6 Teams (on 2 Courts):											
Score Report for 6 Teams on 2 Courts	Ct #:	4 vs 6	1 vs 6	1 vs 4	4 vs 5	LUNCH BREAK	1 vs 5	1 vs 3	3 vs 4	1 vs 2	
		Ref: 1	Ref: 4	Ref: 6	Ref: 1		Ref: 3	Ref: 5	Ref: 1	Ref: 3	
	Game 1										
	Game 2										
Game 3											

Score Report for 6 Teams on 2 Courts	Ct #:	3 vs 5	2 vs 5	2 vs 3	3 vs 6	LUNCH BREAK	2 vs 6	2 vs 4	5 vs 6	
		Ref: 2	Ref: 3	Ref: 5	Ref: 2		Ref: 4	Ref: 6	Ref: 2	
	Game 1									
	Game 2									
Game 3										



Pool Sheet for 3, 4, 5, or 6 Teams (rev 2009, SB)

Division: **BOY'S 15U/16U DIVISION - POOL 6B/COURT 3**

Pool: <b>6B</b>	Court: <b>3</b>	Matches		Games		Winning Point %	Place <i>For Event Staff Only!</i>
		Won	Lost	Won	Lost		
1. <b>ORLANDO GOLD 16 BLACK</b>							
2. <b>OCEAN B 16 QUICKSILVER</b>							
3. <b>LONGWOOD VBC 16-2</b>							
4. <b>FLORIDA SON'S 15'S</b>							
5.							
6.							

Format: 3 Team Pool - 3 Games to 25: 4 Team Pool - Best 2/3 to 25, 3rd Game to 15 No Cap: 5 Team Pool - 2 Games to 21: 6 Team Pool - TBA

Order of Play & Score Report for 3 Teams:						Order of Play & Score Report for 4 Teams:						
3 Teams		Ref: 2	Ref: 1	Ref: 3	4 Teams	Ref: 2	Ref: 1	Ref: 3	Ref: 1	Ref: 2	Ref: 4	
Match Time					Match Time		9:00 AM	10:00 AM	11:00 AM	12:00 PM	1:00 PM	2:00 PM
Game 1					Game 1							
Game 2					Game 2							
Game 3					Game 3							

Order of Play & Score Report for 5 Teams:										
Score Report	2 vs 5	1 vs 4	3 vs 5	2 vs 4	1 vs 3	4 vs 5	2 vs 3	1 vs 5	3 vs 4	1 vs 2
5 Teams	Ref: 3	Ref: 2	Ref: 1	Ref: 5	Ref: 4	Ref: 1	Ref: 4	Ref: 2	Ref: 5	Ref: 3
Match Time										
Game 1										
Game 2										
Game 3										

Order of Play & Score Report for 6 Teams (on 2 Courts):											
Score Report for 6 Teams on 2 Courts	Ct #:	4 vs 6	1 vs 6	1 vs 4	4 vs 5	LUNCH BREAK	1 vs 5	1 vs 3	3 vs 4	1 vs 2	
		Ref: 1	Ref: 4	Ref: 6	Ref: 1		Ref: 3	Ref: 5	Ref: 1	Ref: 3	
	Game 1										
	Game 2										
Game 3											

Score Report for 6 Teams on 2 Courts	Ct #:	3 vs 5	2 vs 5	2 vs 3	3 vs 6	LUNCH BREAK	2 vs 6	2 vs 4	5 vs 6
		Ref: 2	Ref: 3	Ref: 5	Ref: 2		Ref: 4	Ref: 6	Ref: 2
	Game 1								
	Game 2								
Game 3									



Pool Sheet for 3, 4, 5, or 6 Teams (rev 2009, SB)

Division: **BOY'S 15U/16U DIVISION - POOL 6C/COURT 4**

Pool: <b>6C</b>	Court: <b>4</b>	Matches		Games		Winning Point %	Place <i>For Event Staff Only!</i>
		Won	Lost	Won	Lost		
1. <b>MIZUNO VB ACADEMY 16'S</b>							
2. <b>LONGWOOD VBC 16-1</b>							
3. <b>ORLANDO GOLD 16 ORLANDO</b>							
4. <b>OCEAN B 15 QUICKSILVER</b>							
5.							
6.							

Format: 3 Team Pool - 3 Games to 25: 4 Team Pool - Best 2/3 to 25, 3rd Game to 15 No Cap: 5 Team Pool - 2 Games to 21: 6 Team Pool - TBA

Order of Play & Score Report for 3 Teams:					Order of Play & Score Report for 4 Teams:					
3 Teams	Ref: 2	Ref: 1	Ref: 3	4 Teams	Ref: 2	Ref: 1	Ref: 3	Ref: 1	Ref: 2	Ref: 4
Match Time				Match Time	9:00 AM	10:00 AM	11:00 AM	12:00 PM	1:00 PM	2:00 PM
Game 1				Game 1						
Game 2				Game 2						
Game 3				Game 3						

Order of Play & Score Report for 5 Teams:										
Score Report	2 vs 5	1 vs 4	3 vs 5	2 vs 4	1 vs 3	4 vs 5	2 vs 3	1 vs 5	3 vs 4	1 vs 2
5 Teams	Ref: 3	Ref: 2	Ref: 1	Ref: 5	Ref: 4	Ref: 1	Ref: 4	Ref: 2	Ref: 5	Ref: 3
Match Time										
Game 1										
Game 2										
Game 3										

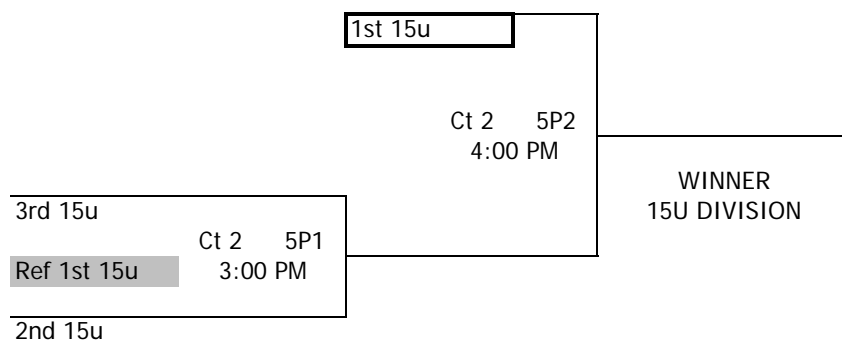
Order of Play & Score Report for 6 Teams (on 2 Courts):											
Score Report for 6 Teams on 2 Courts	Ct #:	4 vs 6	1 vs 6	1 vs 4	4 vs 5	LUNCH BREAK	1 vs 5	1 vs 3	3 vs 4	1 vs 2	
		Ref: 1	Ref: 4	Ref: 6	Ref: 1			Ref: 3	Ref: 5	Ref: 1	Ref: 3
	Game 1										
	Game 2										
Game 3											

Score Report for 6 Teams on 2 Courts	Ct #:	3 vs 5	2 vs 5	2 vs 3	3 vs 6	LUNCH BREAK	2 vs 6	2 vs 4	5 vs 6	
		Ref: 2	Ref: 3	Ref: 5	Ref: 2			Ref: 4	Ref: 6	Ref: 2
	Game 1									
	Game 2									
Game 3										

**Playoff Bracket**

DIVISION: **15U**

ALL 15U TEAMS WILL ADVANCE TO A SINGLE ELIMINATION PLAYOFF  
 PLAYOFF SEEDING WILL BE BASED ON POOL PLAY POINT % (Total points scored divided by total points scored against)  
 PLAYOFF FORMAT: BEST 2/3 TO 25, 3RD GAME TO 15, NO CAP



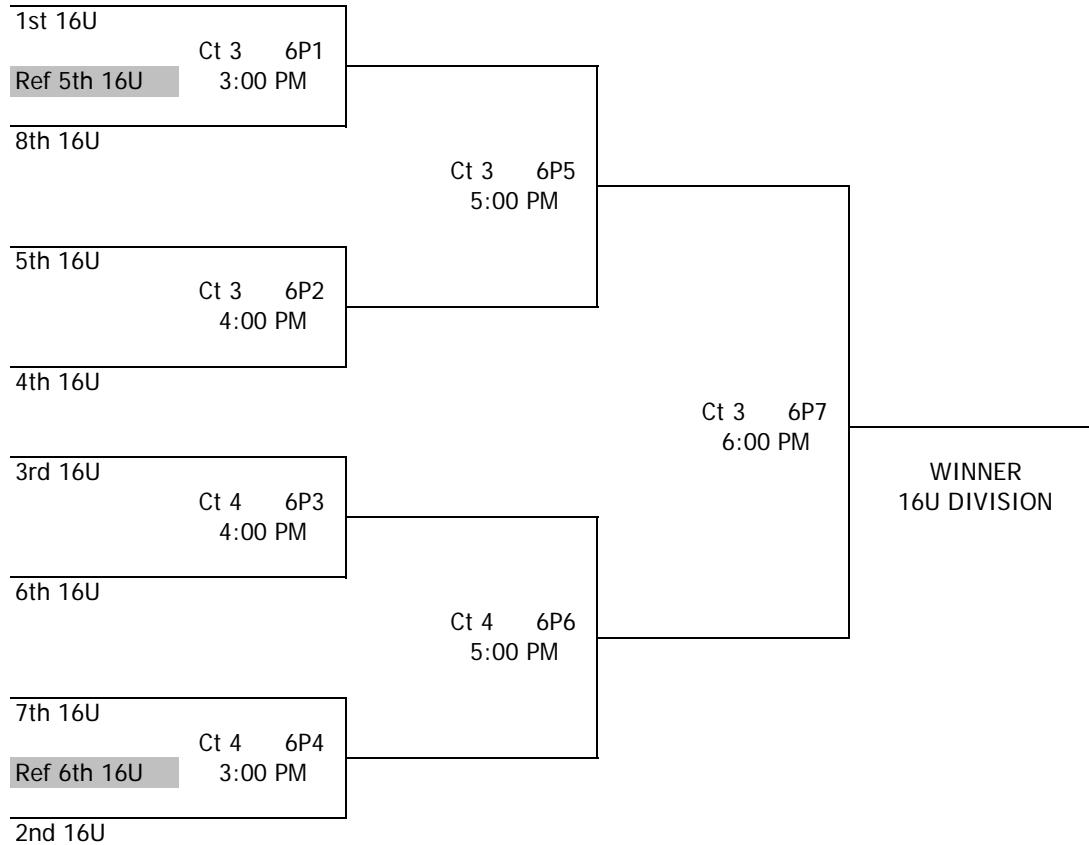
This box means you must referee the match prior to your match.

**ALL TEAMS THAT LOSE THEIR MATCH WILL STAY TO REFEREE THE NEXT MATCH!**

**Playoff Bracket**

DIVISION: **16U**

TOP 8 16U TEAMS WILL ADVANCE TO A SINGLE ELIMINATION PLAYOFF  
 PLAYOFF SEEDING WILL BE BASED ON POOL PLAY POINT % (Total points scored divided by total points scored against)  
 PLAYOFF FORMAT: BEST 2/3 TO 25, 3RD GAME TO 15, NO CAP



This box means you must referee the match prior to your match.

**ALL TEAMS THAT LOSE THEIR MATCH WILL STAY TO REFEREE THE NEXT MATCH!**



Pool Sheet for 3, 4, 5, or 6 Teams (rev 2009, SB)

Division: **BOY'S 17U/18U DIVISION - POOL 8A/COURT 2**

Pool: <b>8A</b>	Court: <b>2</b>	Matches		Games		Winning Point %	Place <i>For Event Staff Only!</i>
		Won	Lost	Won	Lost		
1. <b>ORLANDO GOLD 18 BLACK</b>							
2. <b>OCEAN B 18 NORTH</b>							
3. <b>FLORIDA SON'S 17'S</b>							
4. <b>OCEAN B 17 SOUTH</b>							
5.							
6.							

Format: 3 Team Pool - 3 Games to 25: 4 Team Pool - Best 2/3 to 25, 3rd Game to 15 No Cap: 5 Team Pool - 2 Games to 21: 6 Team Pool - TBA

Order of Play & Score Report for 3 Teams:					Order of Play & Score Report for 4 Teams:					
Score Report 3 Teams	1 vs 3 Ref: 2	2 vs 3 Ref: 1	1 vs 2 Ref: 3	Score Report 4 Teams	1 vs 3 Ref: 2	2 vs 4 Ref: 1	1 vs 4 Ref: 3	2 vs 3 Ref: 1	3 vs 4 Ref: 2	1 vs 2 Ref: 4
Match Time				Match Time	9:00 AM	10:00 AM	11:00 AM	12:00 PM	1:00 PM	2:00 PM
Game 1				Game 1						
Game 2				Game 2						
Game 3				Game 3						

Order of Play & Score Report for 5 Teams:										
Score Report 5 Teams	2 vs 5 Ref: 3	1 vs 4 Ref: 2	3 vs 5 Ref: 1	2 vs 4 Ref: 5	1 vs 3 Ref: 4	4 vs 5 Ref: 1	2 vs 3 Ref: 4	1 vs 5 Ref: 2	3 vs 4 Ref: 5	1 vs 2 Ref: 3
Match Time										
Game 1										
Game 2										
Game 3										

Order of Play & Score Report for 6 Teams (on 2 Courts):										
Score Report for 6 Teams on 2 Courts	Ct #:	4 vs 6 Ref: 1	1 vs 6 Ref: 4	1 vs 4 Ref: 6	4 vs 5 Ref: 1	LUNCH BREAK	1 vs 5 Ref: 3	1 vs 3 Ref: 5	3 vs 4 Ref: 1	1 vs 2 Ref: 3
	Game 1									
	Game 2									
	Game 3									

Score Report for 6 Teams on 2 Courts	Ct #:	3 vs 5 Ref: 2	2 vs 5 Ref: 3	2 vs 3 Ref: 5	3 vs 6 Ref: 2	LUNCH BREAK	2 vs 6 Ref: 4	2 vs 4 Ref: 6	5 vs 6 Ref: 2
	Game 1								
	Game 2								
	Game 3								



Pool Sheet for 3, 4, 5, or 6 Teams (rev 2009, SB)

Division: **BOY'S 17U/18U DIVISION - POOL 8B/COURT 3**

Pool: <b>8B</b>	Court: <b>3</b>	Matches		Games		Winning Point %	Place <i>For Event Staff Only!</i>
		Won	Lost	Won	Lost		
1. <b>FLORIDA SON'S 18'S</b>							
2. <b>LONGWOOD VBC 18'S</b>							
3. <b>OCEAN B 17 QUICKSILVER</b>							
4. <b>ORLANDO GOLD 17 GOLD</b>							
5.							
6.							

Format: 3 Team Pool - 3 Games to 25: 4 Team Pool - Best 2/3 to 25, 3rd Game to 15 No Cap: 5 Team Pool - 2 Games to 21: 6 Team Pool - TBA

Order of Play & Score Report for 3 Teams:					Order of Play & Score Report for 4 Teams:					
Score Report 3 Teams	1 vs 3 Ref: 2	2 vs 3 Ref: 1	1 vs 2 Ref: 3	Score Report 4 Teams	1 vs 3 Ref: 2	2 vs 4 Ref: 1	1 vs 4 Ref: 3	2 vs 3 Ref: 1	3 vs 4 Ref: 2	1 vs 2 Ref: 4
Match Time				Match Time	9:00 AM	10:00 AM	11:00 AM	12:00 PM	1:00 PM	2:00 PM
Game 1				Game 1						
Game 2				Game 2						
Game 3				Game 3						

Order of Play & Score Report for 5 Teams:										
Score Report 5 Teams	2 vs 5 Ref: 3	1 vs 4 Ref: 2	3 vs 5 Ref: 1	2 vs 4 Ref: 5	1 vs 3 Ref: 4	4 vs 5 Ref: 1	2 vs 3 Ref: 4	1 vs 5 Ref: 2	3 vs 4 Ref: 5	1 vs 2 Ref: 3
Match Time										
Game 1										
Game 2										
Game 3										

Order of Play & Score Report for 6 Teams (on 2 Courts):										
Score Report for 6 Teams on 2 Courts	Ct #:	4 vs 6 Ref: 1	1 vs 6 Ref: 4	1 vs 4 Ref: 6	4 vs 5 Ref: 1	LUNCH BREAK	1 vs 5 Ref: 3	1 vs 3 Ref: 5	3 vs 4 Ref: 1	1 vs 2 Ref: 3
	Game 1									
	Game 2									
	Game 3									

Score Report for 6 Teams on 2 Courts	Ct #:	3 vs 5 Ref: 2	2 vs 5 Ref: 3	2 vs 3 Ref: 5	3 vs 6 Ref: 2	LUNCH BREAK	2 vs 6 Ref: 4	2 vs 4 Ref: 6	5 vs 6 Ref: 2
	Game 1								
	Game 2								
	Game 3								



Pool Sheet for 3, 4, 5, or 6 Teams (rev 2009, SB)

Division: **BOY'S 17U/18U DIVISION - POOL 8C/COURT 4**

Pool: <b>8C</b>	Court: <b>4</b>	Matches		Games		Winning Point %	Place <i>For Event Staff Only!</i>
		Won	Lost	Won	Lost		
1. <b>OCEAN B 18 QUICKSILVER</b>							
2. <b>ORLANDO GOLD 17 BLACK</b>							
3. <b>LONGWOOD VBC 17'S</b>							
4.							
5.							
6.							

Format: 3 Team Pool - 3 Games to 25: 4 Team Pool - Best 2/3 to 25, 3rd Game to 15 No Cap: 5 Team Pool - 2 Games to 21: 6 Team Pool - TBA

Order of Play & Score Report for 3 Teams:				Order of Play & Score Report for 4 Teams:						
Score Report 3 Teams	1 vs 3 Ref: 2	2 vs 3 Ref: 1	1 vs 2 Ref: 3	Score Report 4 Teams	1 vs 3 Ref: 2	2 vs 4 Ref: 1	1 vs 4 Ref: 3	2 vs 3 Ref: 1	3 vs 4 Ref: 2	1 vs 2 Ref: 4
Match Time	9:00 AM	11:00 AM	1:00 PM	Match Time						
Game 1				Game 1						
Game 2				Game 2						
Game 3				Game 3						

Order of Play & Score Report for 5 Teams:										
Score Report 5 Teams	2 vs 5 Ref: 3	1 vs 4 Ref: 2	3 vs 5 Ref: 1	2 vs 4 Ref: 5	1 vs 3 Ref: 4	4 vs 5 Ref: 1	2 vs 3 Ref: 4	1 vs 5 Ref: 2	3 vs 4 Ref: 5	1 vs 2 Ref: 3
Match Time										
Game 1										
Game 2										
Game 3										

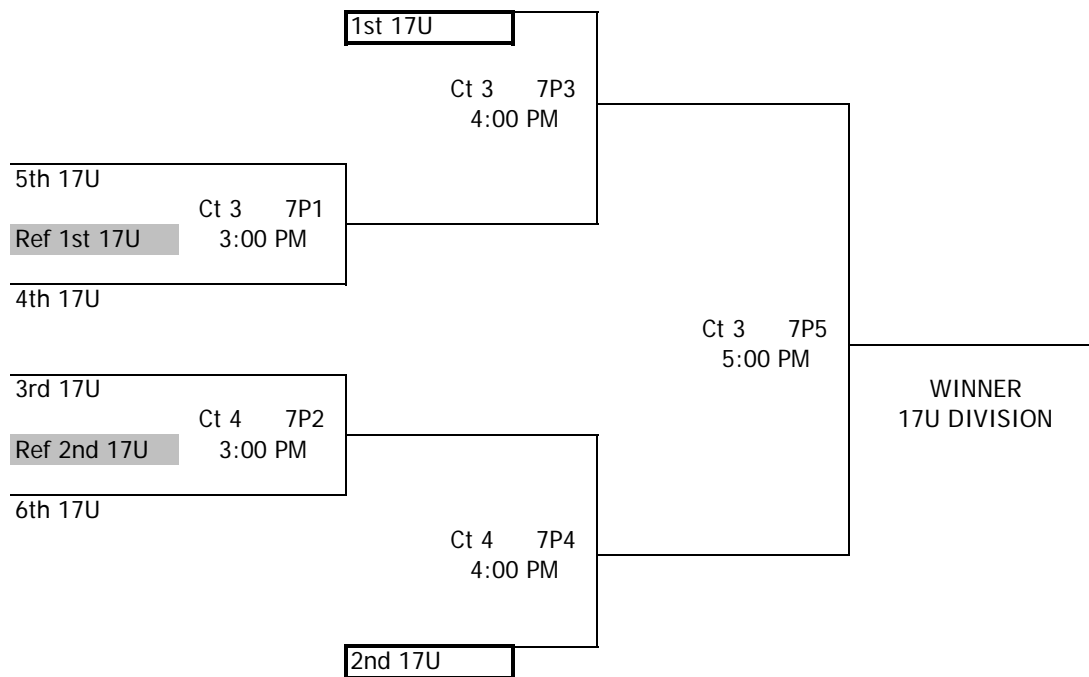
Order of Play & Score Report for 6 Teams (on 2 Courts):											
Score Report for 6 Teams on 2 Courts	Ct #:	4 vs 6 Ref: 1	1 vs 6 Ref: 4	1 vs 4 Ref: 6	4 vs 5 Ref: 1	LUNCH BREAK	1 vs 5 Ref: 3	1 vs 3 Ref: 5	3 vs 4 Ref: 1	1 vs 2 Ref: 3	
	Game 1										
	Game 2										
	Game 3										

Score Report for 6 Teams on 2 Courts	Ct #:	3 vs 5 Ref: 2	2 vs 5 Ref: 3	2 vs 3 Ref: 5	3 vs 6 Ref: 2	LUNCH BREAK	2 vs 6 Ref: 4	2 vs 4 Ref: 6	5 vs 6 Ref: 2	
	Game 1									
	Game 2									
	Game 3									

**Playoff Bracket**

DIVISION: **17U**

ALL 17U TEAMS WILL ADVANCE TO A SINGLE ELIMINATION PLAYOFF  
 PLAYOFF SEEDING WILL BE BASED ON POOL PLAY POINT % (Total points scored divided by total points scored against)  
 PLAYOFF FORMAT: BEST 2/3 TO 25, 3RD GAME TO 15, NO CAP



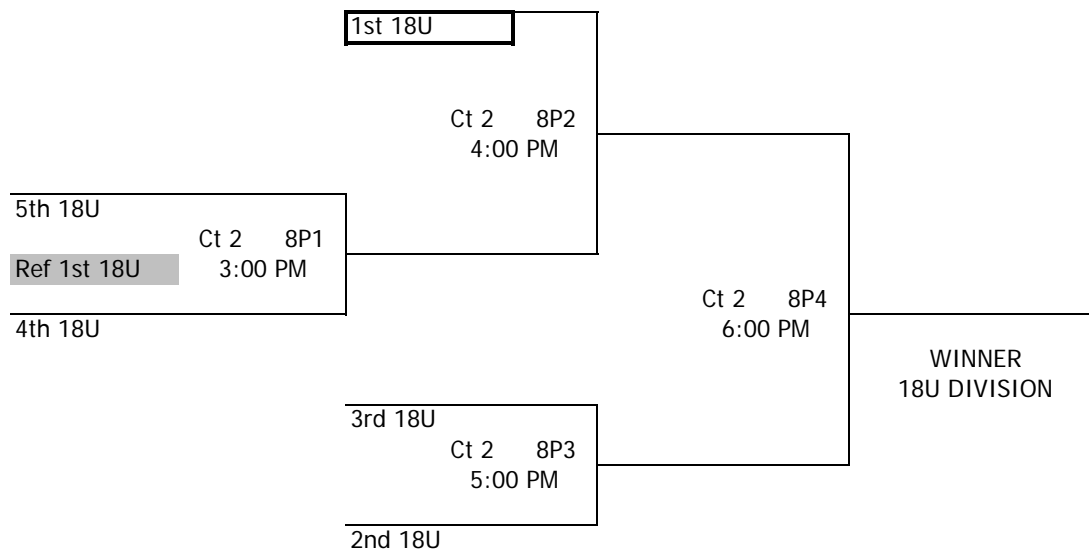
This box means you must referee the match prior to your match.

**ALL TEAMS THAT LOSE THEIR MATCH WILL STAY TO REFEREE THE NEXT MATCH!**

**Playoff Bracket**

DIVISION: **18U**

ALL 18U TEAMS WILL ADVANCE TO A SINGLE ELIMINATION PLAYOFF  
 PLAYOFF SEEDING WILL BE BASED ON POOL PLAY POINT % (Total points scored divided by total points scored against)  
 PLAYOFF FORMAT: BEST 2/3 TO 25, 3RD GAME TO 15, NO CAP



This box means you must referee the match prior to your match.

**ALL TEAMS THAT LOSE THEIR MATCH WILL STAY TO REFEREE THE NEXT MATCH!**

Florida Region of USA Volleyball, Inc  
 2009 Boy's Junior Regional Championships

**MASTER COURT SCHEDULE**

**SATURDAY**

	<b>Court 1</b>		<b>Court 2</b>		<b>Court 3</b>		<b>Court 4</b>
<b>9:00 AM</b>	14U Pool Play	<b>9:00 AM</b>	15U/16U Pool Play		15U/16U Pool Play		15U/16U Pool Play
<b>9:40 AM</b>	14U Pool Play	<b>10:00 AM</b>	15U/16U Pool Play		15U/16U Pool Play		15U/16U Pool Play
<b>10:20 AM</b>	14U Pool Play	<b>11:00 AM</b>	15U/16U Pool Play		15U/16U Pool Play		15U/16U Pool Play
<b>11:00 AM</b>	14U Pool Play	<b>12:00 PM</b>	15U/16U Pool Play		15U/16U Pool Play		15U/16U Pool Play
<b>11:40 AM</b>	14U Pool Play	<b>1:00 PM</b>	15U/16U Pool Play		15U/16U Pool Play		15U/16U Pool Play
<b>12:20 PM</b>	14U Pool Play	<b>2:00 PM</b>	15U/16U Pool Play		15U/16U Pool Play		15U/16U Pool Play
<b>1:00 PM</b>	14U Pool Play	<b>3:00 PM</b>	15U Play Off		16U Play Off		16U Play Off
<b>1:40 PM</b>	14U Pool Play	<b>4:00 PM</b>	<b>15U Play Off FINAL</b>		16U Play Off		16U Play Off
<b>2:20 PM</b>	14U Pool Play	<b>5:00 PM</b>			16U Play Off		16U Play Off
<b>3:00 PM</b>	14U Pool Play	<b>6:00 PM</b>			<b>16U Play Off FINAL</b>		
<b>4:00 PM</b>	14U Play Off						
<b>5:00 PM</b>	14U Play Off						
<b>6:00 PM</b>	<b>14U Play Off FINAL</b>						

Total Match Count - Saturday **40**

**SUNDAY**

	<b>Court 1</b>		<b>Court 2</b>		<b>Court 3</b>		<b>Court 4</b>
<b>9:00 AM</b>		<b>9:00 AM</b>	17U/18U Pool Play		17U/18U Pool Play		17U/18U Pool Play
<b>10:00 AM</b>		<b>10:00 AM</b>	17U/18U Pool Play		17U/18U Pool Play		
<b>11:00 AM</b>		<b>11:00 AM</b>	17U/18U Pool Play		17U/18U Pool Play		17U/18U Pool Play
<b>12:00 PM</b>		<b>12:00 PM</b>	17U/18U Pool Play		17U/18U Pool Play		
<b>1:00 PM</b>		<b>1:00 PM</b>	17U/18U Pool Play		17U/18U Pool Play		17U/18U Pool Play
<b>2:00 PM</b>		<b>2:00 PM</b>	17U/18U Pool Play		17U/18U Pool Play		
<b>3:00 PM</b>		<b>3:00 PM</b>	18U Play Off		17U Play Off		17U Play Off
<b>4:00 PM</b>		<b>4:00 PM</b>	18U Play Off		17U Play Off		17U Play Off
<b>5:00 PM</b>		<b>5:00 PM</b>	18U Play Off		<b>17U Play Off FINAL</b>		
<b>6:00 PM</b>		<b>6:00 PM</b>	<b>18U Play Off FINAL</b>				

Total Match Count - Saturday **24**