



**MEN'S OPEN/AA DIVISION - POOL PLAY**

**Pool A - Court 1**

- 1 FL Bluechippers
- 2 Team Callminer
- 3 MIA VB Club

MATCH RESULTS	
W	L
0	0
0	0
0	0
0	0

Match %  
#DIV/0!  
#DIV/0!  
#DIV/0!

GAME RESULTS	
W	L
5	1
0	6
4	2
9	9

Game %	FINISH
83.3%	1
0.0%	3
66.7%	2

**Pool B - Court 2**

- 1 Head Hunters
- 2 Bay Area VBC
- 3 Club F1
- 4 OVA Men

MATCH RESULTS	
W	L
0	3
3	0
2	1
1	2
6	6

Match %  
0.0%  
100.0%  
66.7%  
33.3%

GAME RESULTS	
W	L
0	6
6	1
4	2
3	4
13	13

Game %	FINISH
0.0%	4
85.7%	1
66.7%	2
42.9%	3

**POOL PLAY SCHEDULE**

Court 1 - Pool A				Scores			Winning	Losing
Play	Play	Ref		G1	G2	G3	Team #	Team #
<b>9:00 AM</b> FL Bluechippers	vs	MIA VB Club	<b>Team Callminer</b>	25-22	25-21	22-25	n/a	n/a
<b>10:30AM</b> Team Callminer	vs	MIA VB Club	<b>FL Bluechippers</b>	23-25	23-25	16-25	n/a	n/a
<b>12:00 PM</b> FL Bluechippers	vs	Team Callminer	<b>MIA VB Club</b>	25-18	27-25	25-17	n/a	n/a

Court 2 - Pool B				Scores			Winning	Losing
Play	Play	Ref		G1	G2	G3	Team #	Team #
<b>9:00 AM</b> Head Hunters	vs	<b>Club F1</b>	<b>Bay Area VBC</b>	16-25	12-25		3	1
<b>10:00 AM</b> <b>Bay Area VBC</b>	vs	OVA Men	<b>Head Hunters</b>	24-26	25-22	15-13	2	4
<b>11:00 AM</b> Head Hunters	vs	<b>OVA Men</b>	<b>Club F1</b>	18-25	18-25		4	1
<b>12:00 PM</b> <b>Bay Area VBC</b>	vs	Club F1	<b>Head Hunters</b>	25-23	25-23		2	3
<b>1:00 PM</b> <b>Club F1</b>	vs	OVA Men	<b>Bay Area VBC</b>	36-34	25-23		3	4
<b>2:00 PM</b> Head Hunters	vs	<b>Bay Area VBC</b>	<b>OVA Men</b>	15-25	16-25		2	1

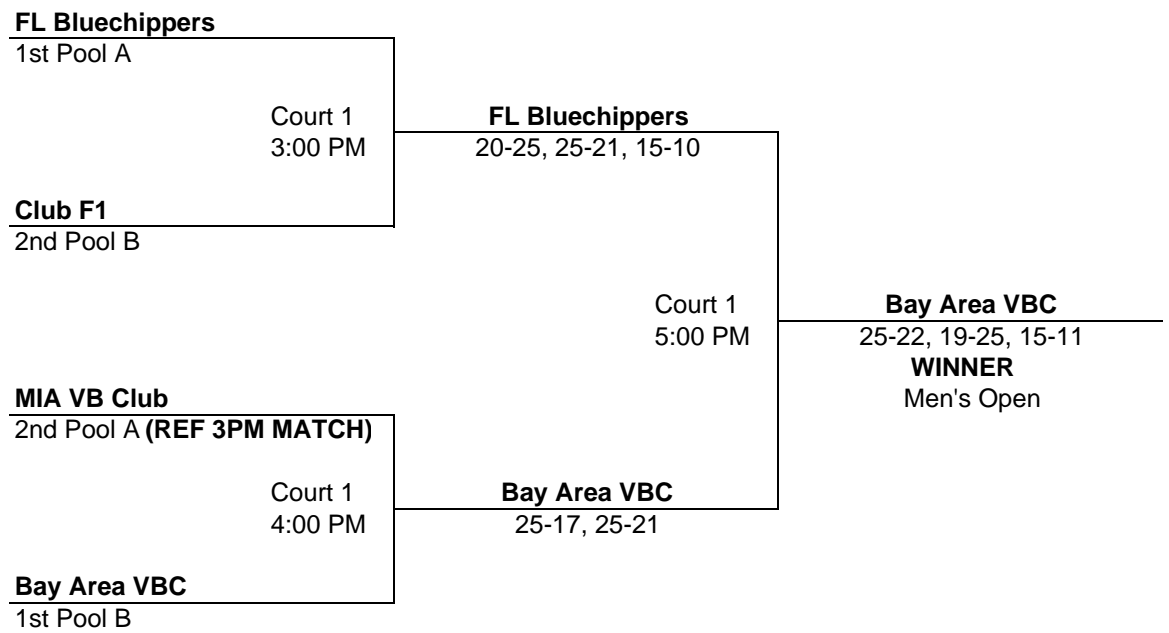
**FORMAT:**

4-Team Pool Play: Best 2 out of 3 to 21, 3rd game to 15, No Cap  
 3-Team Pool Play: 3 Games to 25  
 1st & 2nd place teams in each pool advance to "OPEN" playoffs  
 3rd & 4th place teams in each pool advance to "AA" playoffs  
 Tie breaking procedures: (Matches Won, Head-To-Head, Games Won, Points Won, Coin Toss)

**DENOTES WINNING TEAM**

**NOTE: REF TEAM IS RESPONSIBLE FOR PROVIDING AN R2, SCOREKEEPER, LINE JUDGES, & LIBERO TRACKER! AN R1 WILL BE PROVIDED FOR ALL MATCHES!**

**MEN'S "OPEN" DIVISION - PLAYOFFS**

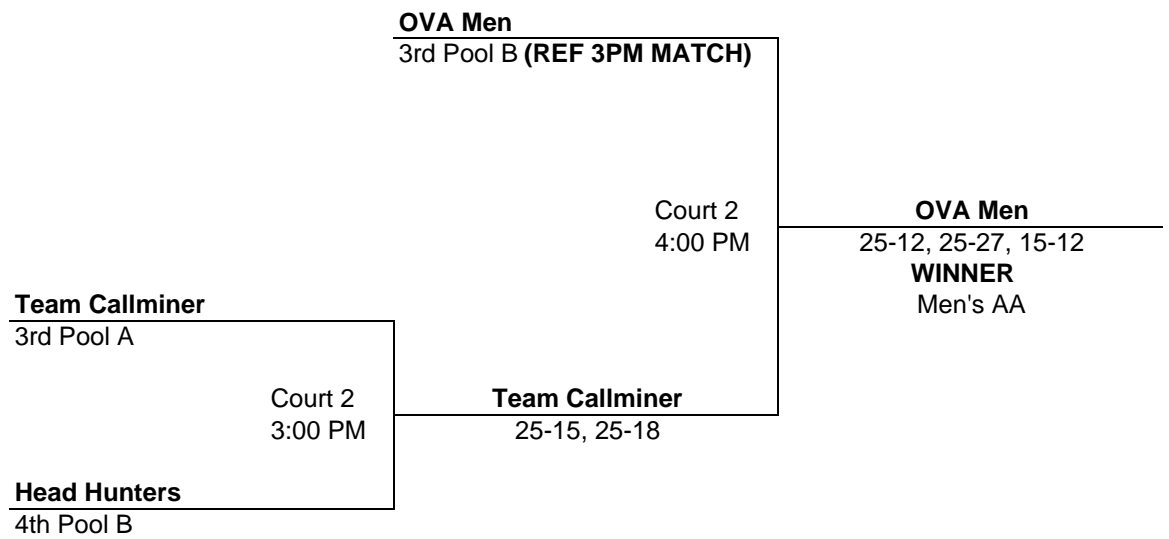


**NOTE: LOSING TEAM STAYS TO REF NEXT MATCH!**

FORMAT:  
Playoffs: Best 2 out of 3 to 25, 3rd game to 15, no cap

**NOTE: REF TEAM IS RESPONSIBLE FOR PROVIDING AN R2,  
SCOREKEEPER, LINE JUDGES, & LIBERO TRACKER!  
AN R1 WILL BE PROVIDED FOR ALL MATCHES!**

**MEN'S "AA" DIVISION - PLAYOFFS**



**NOTE: LOSING TEAM STAYS TO REF NEXT MATCH!**

FORMAT:  
Playoffs: Best 2 out of 3 to 25, 3rd game to 15, no cap

**NOTE: REF TEAM IS RESPONSIBLE FOR PROVIDING AN R2,  
SCOREKEEPER, LINE JUDGES, & LIBERO TRACKER!  
AN R1 WILL BE PROVIDED FOR ALL MATCHES!**

Florida Region of USA Volleybal  
2008 Adult Regional Championships



**MEN'S A/BB DIVISION - POOL PLAY**

<b>Pool A - Court 3</b>		MATCH RESULTS		Match %	GAME RESULTS		Game %	FINISH
		W	L		W	L		
1 Weekend Warriors		1	2	33.3%	2	4	33.3%	3
2 Naples		2	1	66.7%	5	3	62.5%	2
3 OVB		3	0	100.0%	6	1	85.7%	1
4 CFVC Boys		0	3	0.0%	1	6	14.3%	4
		6	6		14	14		

<b>Pool B - Court 4</b>		MATCH RESULTS		Match %	GAME RESULTS		Game %	FINISH
		W	L		W	L		
1 JAX Men		0	0	#DIV/0!	6	0	100.0%	1
2 Rivers VBC		0	0	#DIV/0!	3	3	50.0%	2
3 CFVC Men		0	0	#DIV/0!	0	6	0.0%	3
		0	0		9	9		

POOL PLAY SCHEDULE

Court 3 - Pool A				Scores			Winning	Losing
Play	Play	Ref		G1	G2	G3	Team #	Team #
9:00 AM Weekend Warriors	vs OVB	Naples		20-25	22-25		3	1
10:00 AM Naples	vs CFVC Boys	Weekend Warriors		23-25	25-15	15-5	2	4
11:00 AM Weekend Warriors	vs CFVC Boys	OVB		25-20	25-21		1	4
12:00 PM Naples	vs OVB	Weekend Warriors		24-26	25-18	13-25	3	2
1:00 PM OVB	vs CFVC Boys	Naples		25-23	25-15		3	4
2:00 PM Weekend Warriors	vs Naples	CFVC Boys		25-27	23-25		2	1

Court 4 - Pool B				Scores			Winning	Losing
Play	Play	Ref		G1	G2	G3	Team #	Team #
9:00 AM JAX Men	vs CFVC Men	Rivers VBC		25-8	25-16	25-15	n/a	n/a
10:30AM Rivers VBC	vs CFVC Men	JAX Men		27-25	25-20	25-19	n/a	n/a
12:00 PM JAX Men	vs Rivers VBC	CFVC Men		25-14	25-17	25-22	n/a	n/a

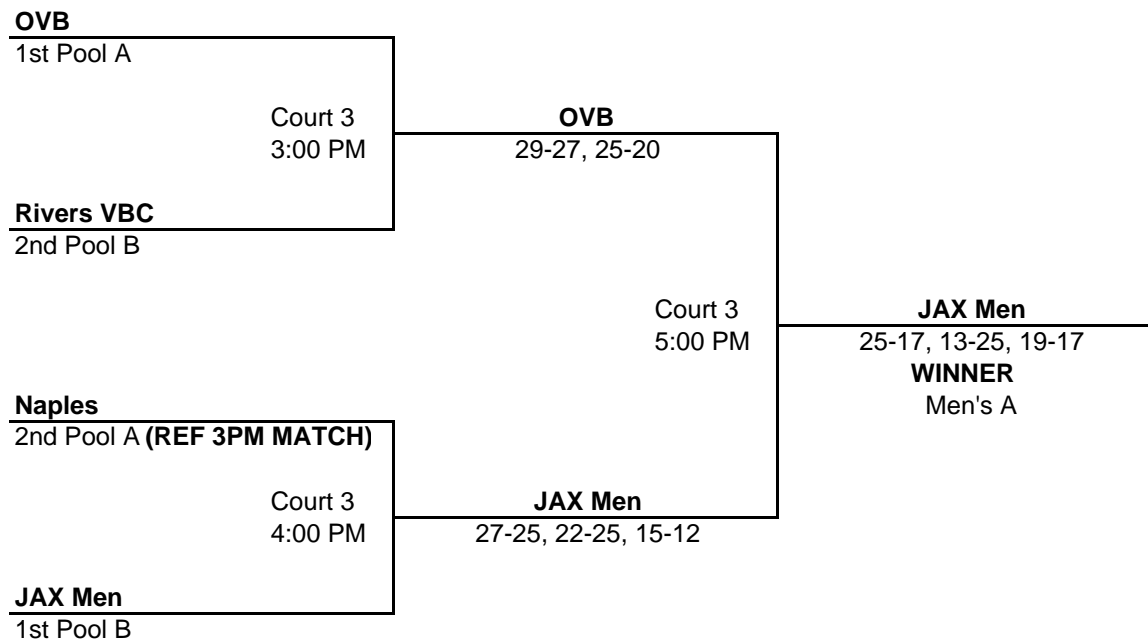
FORMAT:

- 4-Team Pool Play: Best 2 out of 3 to 21, 3rd game to 15, No Cap
- 3-Team Pool Play: 3 Games to 25
- 1st & 2nd place teams in each pool advance to "A" playoffs
- 3rd & 4th place teams in each pool advance to "BB" playoffs
- Tie breaking procedures: (Matches Won, Head-To-Head, Games Won, Points Won, Coin Toss)

DENOTES WINNING TEAM

**NOTE: REF TEAM IS RESPONSIBLE FOR PROVIDING AN R2, SCOREKEEPER, LINE JUDGES, & LIBERO TRACKER! AN R1 WILL BE PROVIDED FOR ALL MATCHES!**

**MEN'S "A" DIVISION - PLAYOFFS**

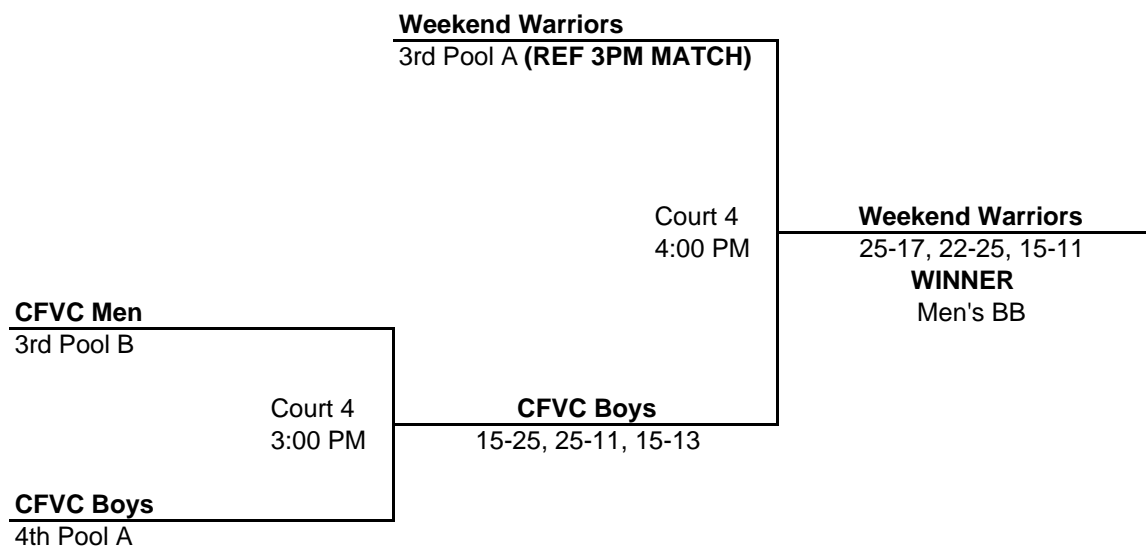


**NOTE: LOSING TEAM STAYS TO REF NEXT MATCH!**

FORMAT:  
Playoffs: Best 2 out of 3 to 25, 3rd game to 15, no cap

**NOTE: REF TEAM IS RESPONSIBLE FOR PROVIDING AN R2,  
SCOREKEEPER, LINE JUDGES, & LIBERO TRACKER!  
AN R1 WILL BE PROVIDED FOR ALL MATCHES!**

**MEN'S "BB" DIVISION - PLAYOFFS**



**NOTE: LOSING TEAM STAYS TO REF NEXT MATCH!**

FORMAT:

Playoffs: Best 2 out of 3 to 25, 3rd game to 15, no cap

**NOTE: REF TEAM IS RESPONSIBLE FOR PROVIDING AN R2,  
SCOREKEEPER, LINE JUDGES, & LIBERO TRACKER!  
AN R1 WILL BE PROVIDED FOR ALL MATCHES!**



**WOMEN'S OPEN/AA DIVISION - POOL PLAY**

<b>Pool A - Court 5</b>		MATCH RESULTS		Match %	GAME RESULTS		Game %	FINISH
		W	L		W	L		
1	OVA Gatorland Girlz	3	0	100.0%	6	0	100.0%	1
2	Gulf Coast Women	2	1	66.7%	4	3	57.1%	2
3	Pinellas Heat Women	1	2	33.3%	3	4	42.9%	3
4	Kwikset	0	3	0.0%	0	6	0.0%	4
		6	6		13	13		

<b>Pool B - Court 6</b>		MATCH RESULTS		Match %	GAME RESULTS		Game %	FINISH
		W	L		W	L		
1	Tiger Sharks	0	0	#DIV/0!	5	1	83.3%	1
2	MAV AA	0	0	#DIV/0!	1	5	16.7%	3
3	Ocean Breeze VB	0	0	#DIV/0!	3	3	50.0%	2
		0	0		9	9		

**POOL PLAY SCHEDULE**

Court 5 - Pool A				Scores			Winning	Losing	
Play	Play	Ref		G1	G2	G3	Team #	Team #	
<b>9:00 AM</b>	OVA Gatorland Girlz	vs	Pinellas Heat Women	<b>Gulf Coast Women</b>	25-10	25-12	1	3	
<b>10:00 AM</b>	Gulf Coast Women	vs	Kwikset	<b>OVA Gatorland Girlz</b>	25-23	25-20	2	4	
<b>11:00 AM</b>	OVA Gatorland Girlz	vs	Kwikset	<b>Pinellas Heat Womer</b>	25-14	25-12	1	4	
<b>12:00 PM</b>	Gulf Coast Women	vs	Pinellas Heat Women	<b>OVA Gatorland Girlz</b>	25-21	22-25	15-10	2	3
<b>1:00 PM</b>	Pinellas Heat Women	vs	Kwikset	<b>Gulf Coast Women</b>	29-27	25-21	3	4	
<b>2:00 PM</b>	OVA Gatorland Girlz	vs	Gulf Coast Women	<b>Kwikset</b>	25-14	25-11	1	2	

Court 6 - Pool B				Scores			Winning	Losing	
Play	Play	Ref		G1	G2	G3	Team #	Team #	
<b>9:00 AM</b>	Tiger Sharks	vs	Ocean Breeze VB	<b>MAV AA</b>	26-28	25-23	25-22	n/a	n/a
<b>10:30AM</b>	MAV AA	vs	Ocean Breeze VB	<b>Tiger Sharks</b>	25-15	12-25	12-25	n/a	n/a
<b>12:00 PM</b>	Tiger Sharks	vs	MAV AA	<b>Ocean Breeze VB</b>	25-22	25-8	25-21	n/a	n/a

**FORMAT:**

4-Team Pool Play: Best 2 out of 3 to 21, 3rd game to 15, No Cap

3-Team Pool Play: 3 Games to 25

1st & 2nd place teams in each pool advance to "OPEN" playoffs

3rd & 4th place teams in each pool advance to "AA" playoffs

Tie breaking procedures: (Matches Won, Head-To-Head, Games Won, Points Won, Coin Toss)

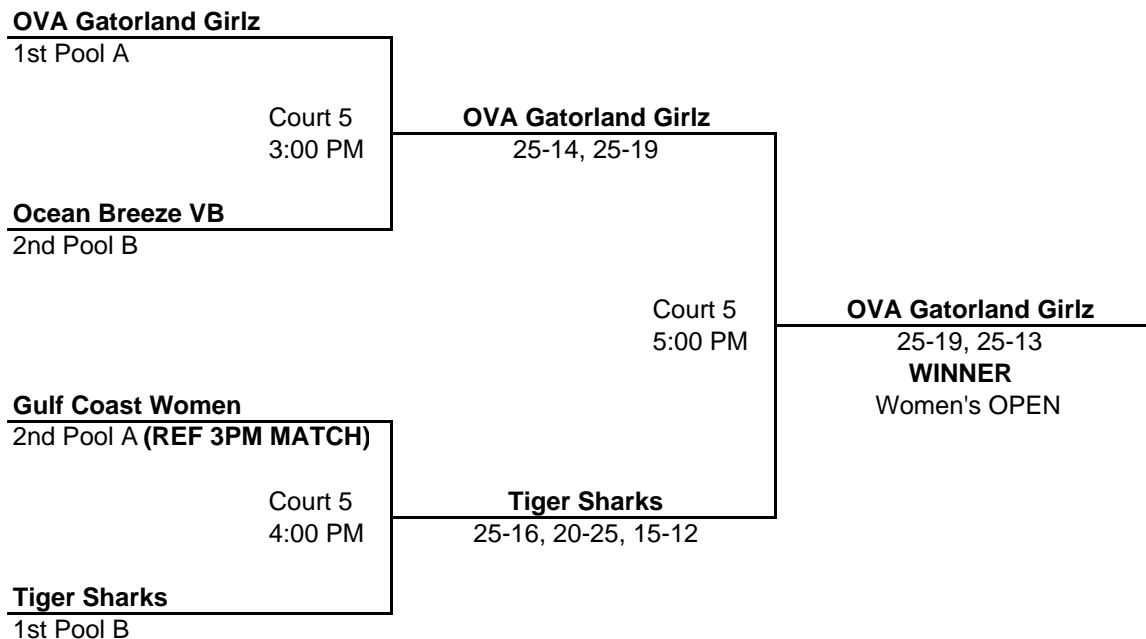
**DENOTES WINNING TEAM**

**NOTE: REF TEAM IS RESPONSIBLE FOR PROVIDING AN R2,**

**SCOREKEEPER, LINE JUDGES, & LIBERO TRACKER!**

**AN R1 WILL BE PROVIDED FOR ALL MATCHES!**

**WOMEN'S "OPEN" DIVISION - PLAYOFFS**

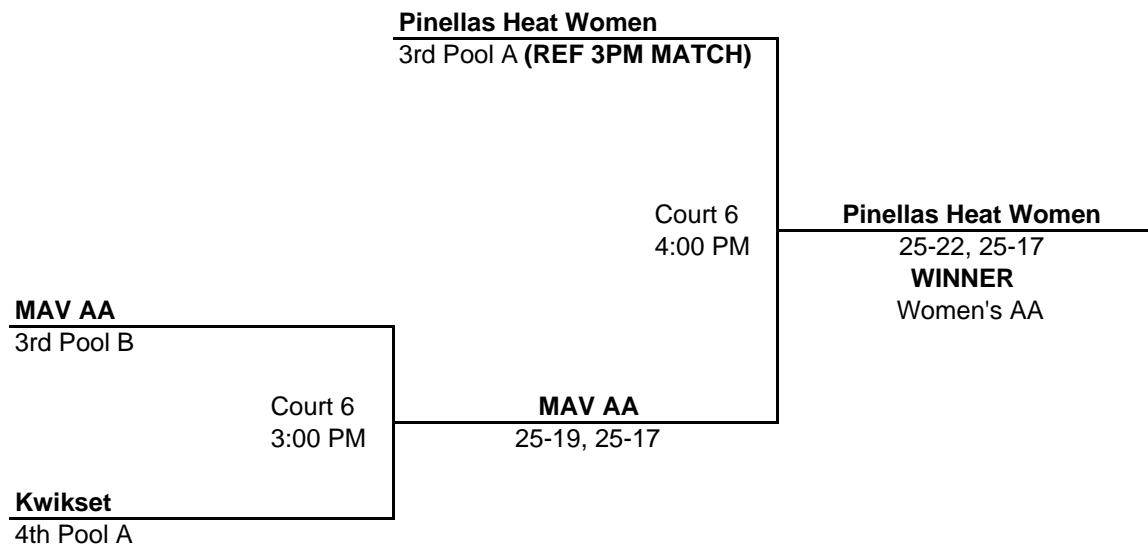


**NOTE: LOSING TEAM STAYS TO REF NEXT MATCH!**

FORMAT:  
Playoffs: Best 2 out of 3 to 25, 3rd game to 15, no cap

**NOTE: REF TEAM IS RESPONSIBLE FOR PROVIDING AN R2,  
SCOREKEEPER, LINE JUDGES, & LIBERO TRACKER!  
AN R1 WILL BE PROVIDED FOR ALL MATCHES!**

**WOMEN'S "AA" DIVISION - PLAYOFFS**



**NOTE: LOSING TEAM STAYS TO REF NEXT MATCH!**

FORMAT:  
Playoffs: Best 2 out of 3 to 25, 3rd game to 15, no cap

**NOTE: REF TEAM IS RESPONSIBLE FOR PROVIDING AN R2,  
SCOREKEEPER, LINE JUDGES, & LIBERO TRACKER!  
AN R1 WILL BE PROVIDED FOR ALL MATCHES!**

Florida Region of USA Volleyball  
2008 Adult Regional Championships

**WOMEN'S A/BB DIVISION - POOL PLAY**



**Pool A - Court 9**

1 MAV Maniacx	3	0	100.0%	6	1	85.7%	1	
2 Univ. of Florida B	1	2	33.3%	3	5	37.5%	4	0.467692
3 Thunder	1	2	33.3%	4	5	44.4%	3	0.490854
4 LCJ Women	1	2	33.3%	3	5	37.5%	2	0.505848
	6	6		16	16			

**Pool B - Court 10**

1 RVC Women	2	1	66.7%	4	2	66.7%	2	
2 UCF Women's Club	1	2	33.3%	2	5	28.6%	3	
3 SAVA	3	0	100.0%	6	0	100.0%	1	
4 MVBA	0	3	0.0%	1	6	14.3%	4	
	6	6		13	13			

**Pool C - Court 11**

1 Critical Bench	2	1	66.7%	4	2	66.7%	2	
2 Team JAX	3	0	100.0%	6	1	85.7%	1	
3 CFVC Women	1	2	33.3%	2	5	28.6%	3	
4 Spiked Punch	0	3	0.0%	2	6	25.0%	4	
	6	6		14	14			

**Florida Region of USA Volleybal**  
2008 Adult Regional Championships

**POOL PLAY SCHEDULE**

Court 9 - Pool A				Scores			Winning	Losing
Play	Play	Ref	G1	G2	G3	Team #	Team #	
9:00 AM MAV Maniacx	vs Thunder	Univ. of Florida B	25-23	26-24		1	3	
10:00 AM Univ. of Florida B	vs LCJ Women	MAV Maniacx	25-22	22-25	15-11	2	4	
11:00 AM MAV Maniacx	vs LCJ Women	Thunder	18-25	25-21	15-13	1	4	
12:00 PM Univ. of Florida B	vs Thunder	MAV Maniacx	26-28	25-22	9-15	3	2	
1:00 PM Thunder	vs LCJ Women	Univ. of Florida B	16-25	25-16	8-15	4	3	
2:00 PM MAV Maniacx	vs Univ. of Florida B	LCJ Women	25-19	25-11		1	2	

Court 10 - Pool B				Scores			Winning	Losing
Play	Play	Ref	G1	G2	G3	Team #	Team #	
9:00 AM RVC Women	vs SAVA	UCF Women's Club	20-25	19-25		3	1	
10:00 AM UCF Women's Club	vs MVBA	RVC Women	16-25	25-22	15-11	2	4	
11:00 AM RVC Women	vs MVBA	SAVA	25-20	26-24		1	4	
12:00 PM UCF Women's Club	vs SAVA	RVC Women	21-25	25-27		3	2	
1:00 PM SAVA	vs MVBA	UCF Women's Club	25-13	25-23		3	4	
2:00 PM RVC Women	vs UCF Women's Club	MVBA	25-21	25-18		1	2	

Court 11 - Pool C				Scores			Winning	Losing
Play	Play	Ref	G1	G2	G3	Team #	Team #	
9:00 AM Critical Bench	vs CFVC Women	Team JAX	25-17	27-25		1	3	
10:00 AM Team JAX	vs Spiked Punch	Critical Bench	17-25	25-16	15-9	2	4	
11:00 AM Critical Bench	vs Spiked Punch	CFVC Women	25-19	25-19		1	4	
12:00 PM Team JAX	vs CFVC Women	Critical Bench	25-12	25-15		2	3	
1:00 PM CFVC Women	vs Spiked Punch	Team JAX	25-21	19-25	16-14	3	4	
2:00 PM Critical Bench	vs Team JAX	Spiked Punch	17-25	14-25		2	1	

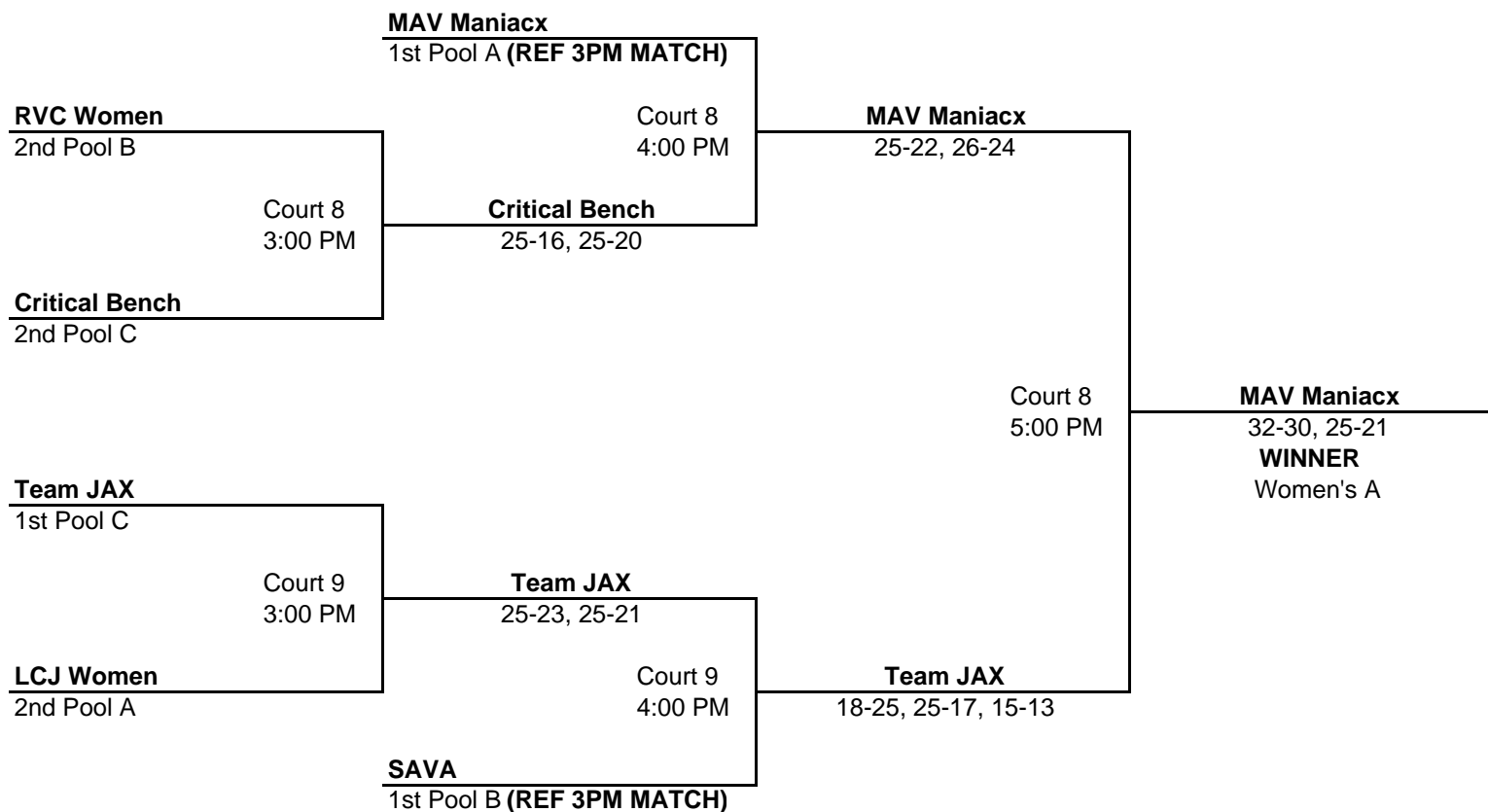
**FORMAT:**

4-Team Pool Play: Best 2 out of 3 to 21, 3rd game to 15, No Cap  
 3-Team Pool Play: 3 Games to 25  
 1st & 2nd place teams in each pool advance to "A" playoffs  
 3rd & 4th place teams in each pool advance to "BB" playoffs  
 Tie breaking procedures: (Matches Won, Head-To-Head, Games Won, Points Won, Coin Toss)

**DENOTES WINNING TEAM**

**NOTE: REF TEAM IS RESPONSIBLE FOR PROVIDING AN R2, SCOREKEEPER, LINE JUDGES, & LIBERO TRACKER! AN R1 WILL BE PROVIDED FOR ALL MATCHES!**

**WOMEN'S "A" DIVISION - PLAYOFFS**



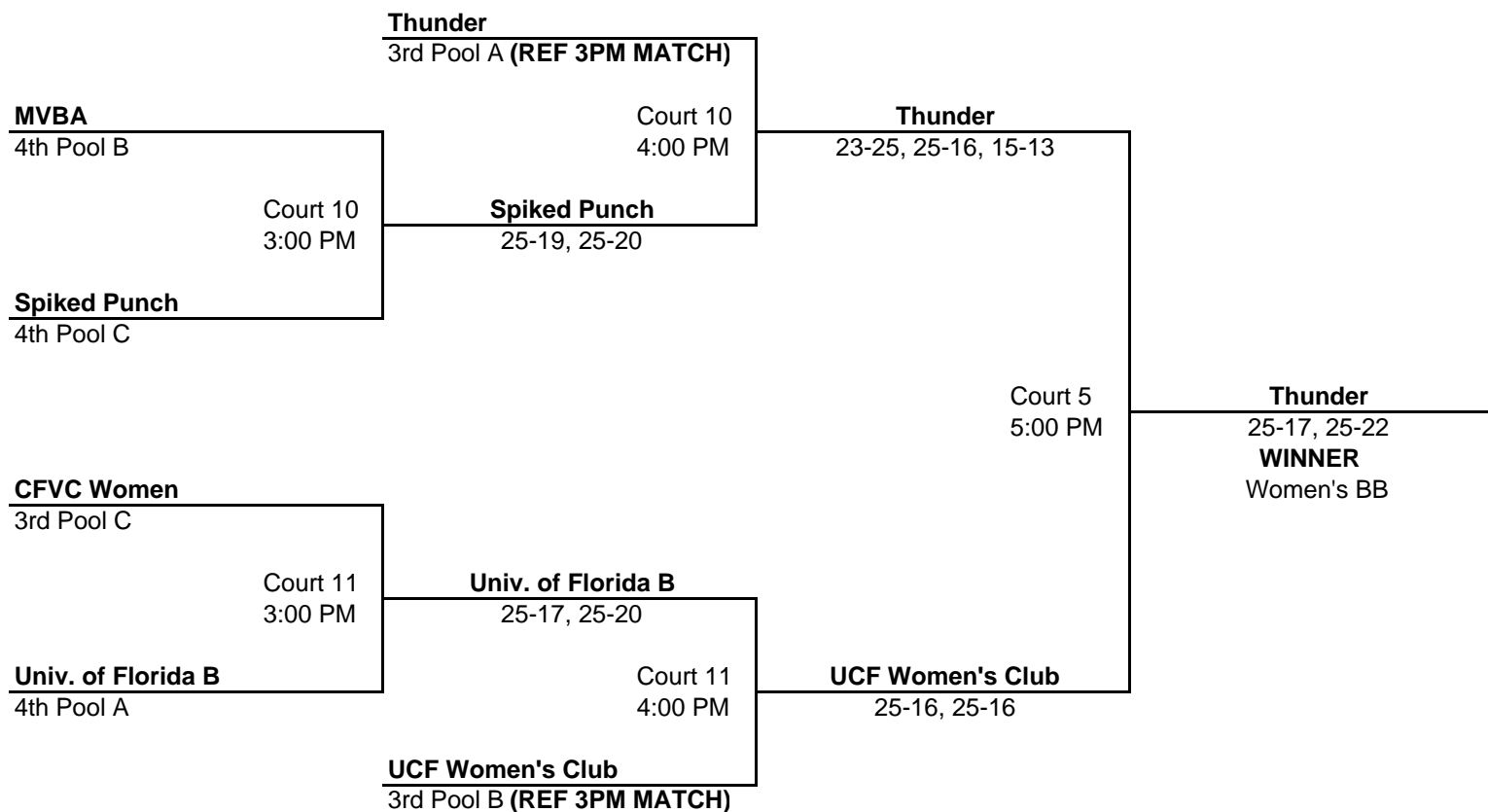
\*5PM Match to be officiated by closest losing team of 4PM match!

**NOTE: LOSING TEAM STAYS TO REF NEXT MATCH!**

FORMAT:  
 Playoffs: Best 2 out of 3 to 25, 3rd game to 15, no cap

**NOTE: REF TEAM IS RESPONSIBLE FOR PROVIDING AN R2,  
 SCOREKEEPER, LINE JUDGES, & LIBERO TRACKER!  
 AN R1 WILL BE PROVIDED FOR ALL MATCHES!**

**WOMEN'S "BB" DIVISION - PLAYOFFS**



\*5PM Match to be officiated by closest losing team of 4PM match!

**NOTE: LOSING TEAM STAYS TO REF NEXT MATCH!**

FORMAT:  
 Playoffs: Best 2 out of 3 to 25, 3rd game to 15, no cap

**NOTE: REF TEAM IS RESPONSIBLE FOR PROVIDING AN R2,  
 SCOREKEEPER, LINE JUDGES, & LIBERO TRACKER!  
 AN R1 WILL BE PROVIDED FOR ALL MATCHES!**

Florida Region of USA Volleyball  
2008 Adult Regional Championships



**SENIOR MEN'S DIVISION - POOL PLAY**

**Pool A - Court 7**

- 1 Ref Shop 50's
- 2 Sarasota YMCA
- 3 Oxford 55's
- 4 Letsgosixoh

MATCH RESULTS	
W	L
3	0
2	1
1	2
0	3
6	6

Match %  
100.0%  
66.7%  
33.3%  
0.0%

GAME RESULTS	
W	L
6	0
4	2
3	4
0	6
13	12

Game %  
100.0%  
66.7%  
42.9%  
0.0%

FINISH
1
2
3
4

**Wilson**

**POOL PLAY SCHEDULE**

Court 7 - Pool A				Scores			Winning	Losing
Play	Play	Ref	G1	G2	G3	Team #	Team #	
9:00 AM Ref Shop 50's	vs Oxford 55's	Sarasota YMCA	25-19	25-18		1	3	
10:00 AM Sarasota YMCA	vs Letsgosixoh	Ref Shop 50's	25-10	25-10		2	4	
11:00 AM Ref Shop 50's	vs Letsgosixoh	Oxford 55's	25-15	25-21		1	4	
12:00 PM Sarasota YMCA	vs Oxford 55's	Ref Shop 50's	21-25	25-18	15-11	2	3	
1:00 PM Oxford 55's	vs Letsgosixoh	Sarasota YMCA	25-23	25-11		3	4	
2:00 PM Ref Shop 50's	vs Sarasota YMCA	Letsgosixoh	25-13	25-23		1	2	

**DENOTES WINNING TEAM**

**FORMAT:**

4-Team Pool Play: Best 2 out of 3 to 21, 3rd game to 15, No Cap

1st Place will be determined from Pool Play results

(There will be no playoff in this division)

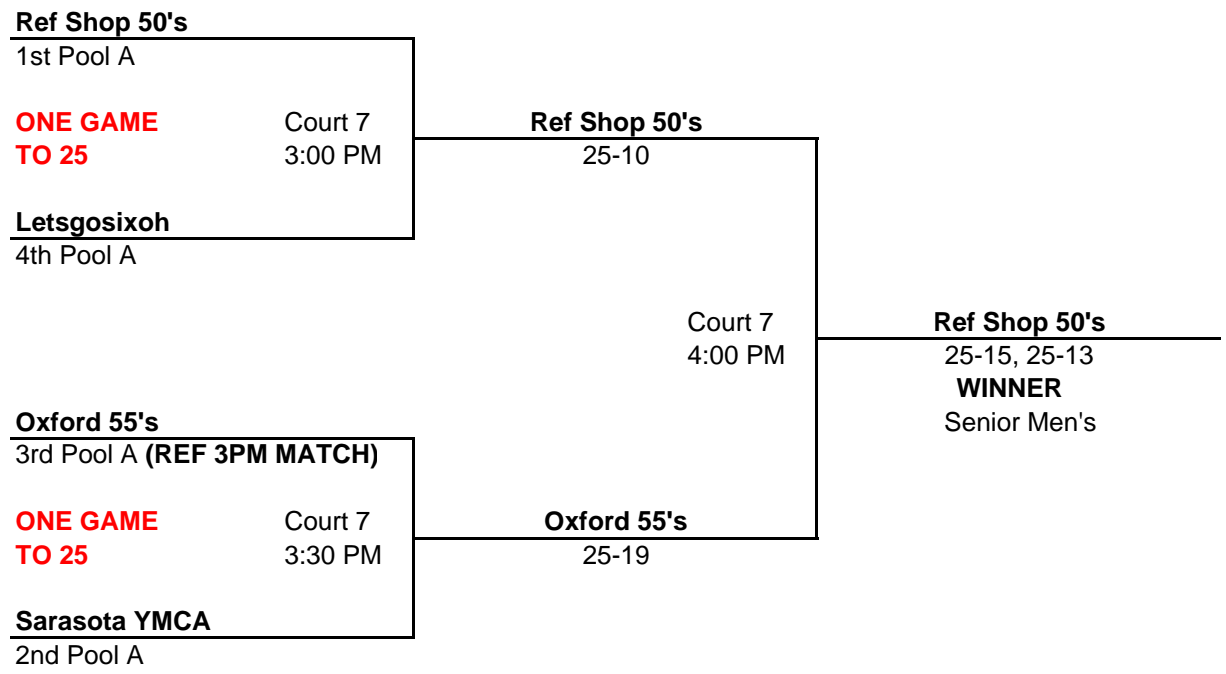
Tie breaking procedures: (Matches Won, Head-To-Head, Games Won, Points Won, Coin Toss)

**NOTE: REF TEAM IS RESPONSIBLE FOR PROVIDING AN R2,**

**SCOREKEEPER, LINE JUDGES, & LIBERO TRACKER!**

**AN R1 WILL BE PROVIDED FOR ALL MATCHES!**

**SENIOR MEN'S DIVISION - PLAYOFFS**



**NOTE: LOSING TEAM STAYS TO REF NEXT MATCH!**

FORMAT:  
Semi-Finals: 1 Game to 25  
Finals: Best 2 out of 3 to 25, 3rd game to 15, no cap

**NOTE: REF TEAM IS RESPONSIBLE FOR PROVIDING AN R2,  
SCOREKEEPER, LINE JUDGES, & LIBERO TRACKER!  
AN R1 WILL BE PROVIDED FOR ALL MATCHES!**

**Florida Region of USA Volleyball**  
2008 Adult Regional Championships



**SENIOR WOMEN'S DIVISION - POOL PLAY**

**Pool A - Court 8**

- 1 Gator Girls
- 2 Villages Volleygirls
- 3 Magic 60's

MATCH RESULTS	
W	L
0	0
0	0
0	0
0	0

Match %  
#DIV/0!  
#DIV/0!  
#DIV/0!

GAME RESULTS	
W	L
1	5
4	2
4	2
9	9

Game %  
16.7%  
66.7%  
66.7%

FINISH
3
1
2



**POOL PLAY SCHEDULE**

Court 8 - Pool A				Scores			Winning	Losing
Play	Play	Ref	G1	G2	G3	Team #	Team #	
<b>9:00 AM</b> Gator Girls	vs Magic 60's	<b>Villages Volleygirls</b>	20-25	23-25	21-25	n/a	n/a	
<b>10:30 AM</b> Villages Volleygirls	vs Magic 60's	<b>Gator Girls</b>	18-25	25-21	30-28	n/a	n/a	
<b>12:00 PM</b> Gator Girls	vs Villages Volleygirls	<b>Magic 60's</b>	16-25	25-27	25-20	n/a	n/a	

**DENOTES WINNING TEAM**

**FORMAT:**

3-Team Pool Play: 3 Games to 25

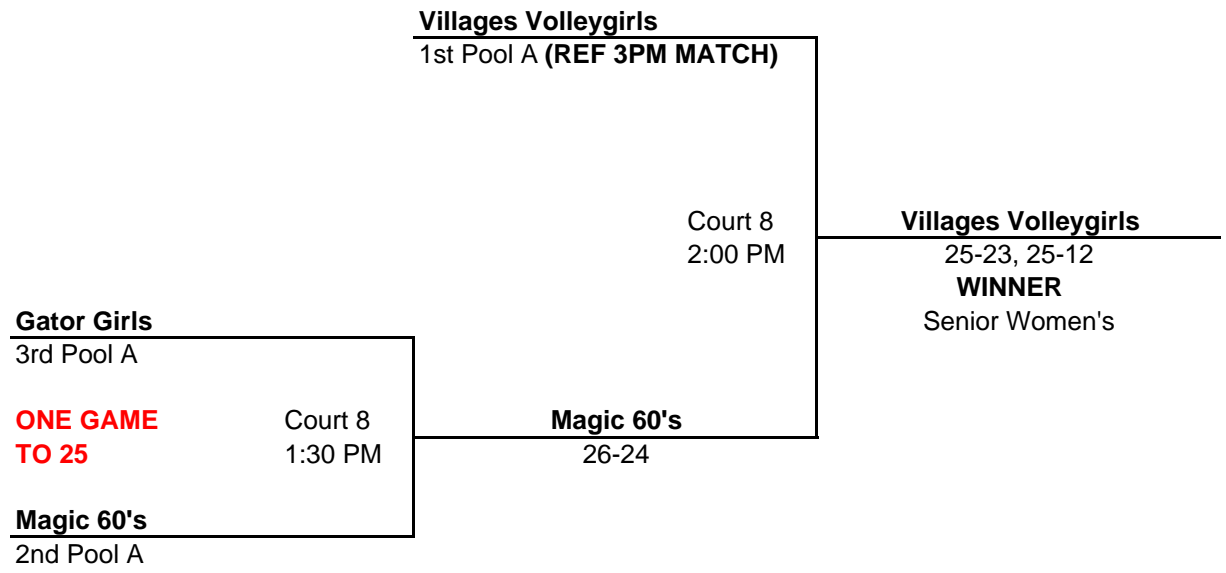
1st Place will be determined from Pool Play results

(There will be no playoff in this division)

Tie breaking procedures: (Matches Won, Head-To-Head, Games Won, Points Won, Coin Toss)

**NOTE: REF TEAM IS RESPONSIBLE FOR PROVIDING AN R2,  
SCOREKEEPER, LINE JUDGES, & LIBERO TRACKER!  
AN R1 WILL BE PROVIDED FOR ALL MATCHES!**

**SENIOR WOMEN'S DIVISION - PLAYOFFS**



**NOTE: LOSING TEAM STAYS TO REF NEXT MATCH!**

FORMAT:  
Semi-Finals: 1 game to 25  
Finals: Best 2 out of 3 to 25, 3rd game to 15, no cap

**NOTE: REF TEAM IS RESPONSIBLE FOR PROVIDING AN R2,  
SCOREKEEPER, LINE JUDGES, & LIBERO TRACKER!  
AN R1 WILL BE PROVIDED FOR ALL MATCHES!**